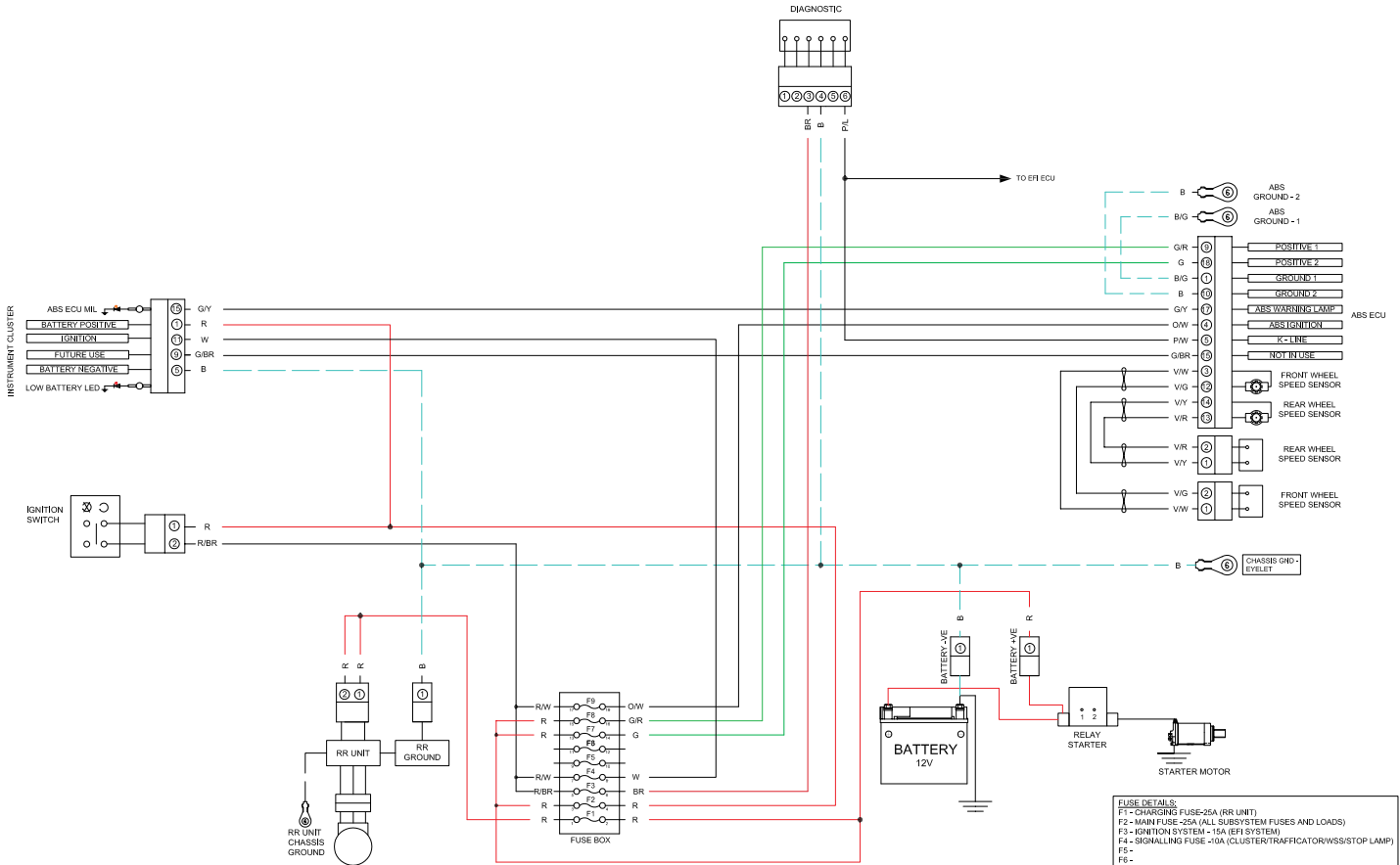
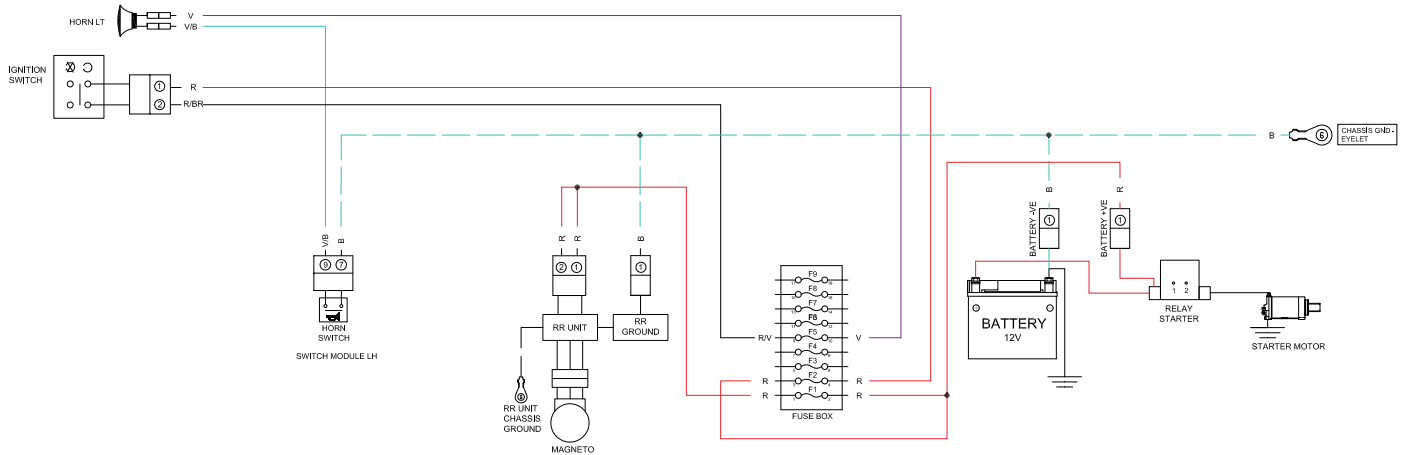


HIMALAYAN EURO IV WIRING HARNESS - ABS SYSTEM



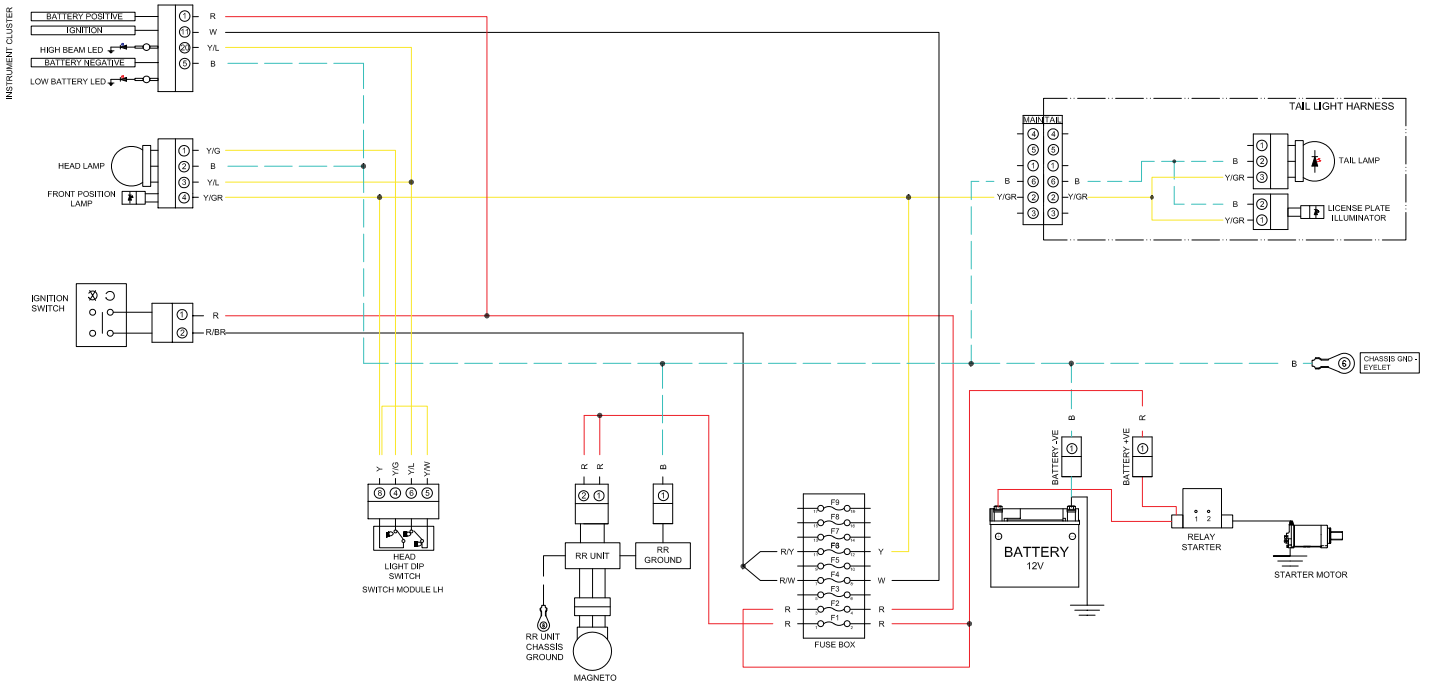
FUSE DETAILS:
 F1 - CHARGING FUSE-25A (RR UNIT)
 F2 - MAIN FUSE-25A (ALL SUBSYSTEM FUSES AND LOADS)
 F3 - IGNITION SYSTEM - 15A (EFI SYSTEM)
 F4 - SIGNALLING FUSE -10A (CLUSTER/TRAFFICATOR/WSS/STOP LAMP)
 F5 -
 F6 -
 F7 - ABS MAIN 1 -25A
 F8 - ABS MAIN 2 -10A
 F9 - ABS ECU -5A

HIMALAYAN EURO IV WIRING HARNESS - HORN SYSTEM



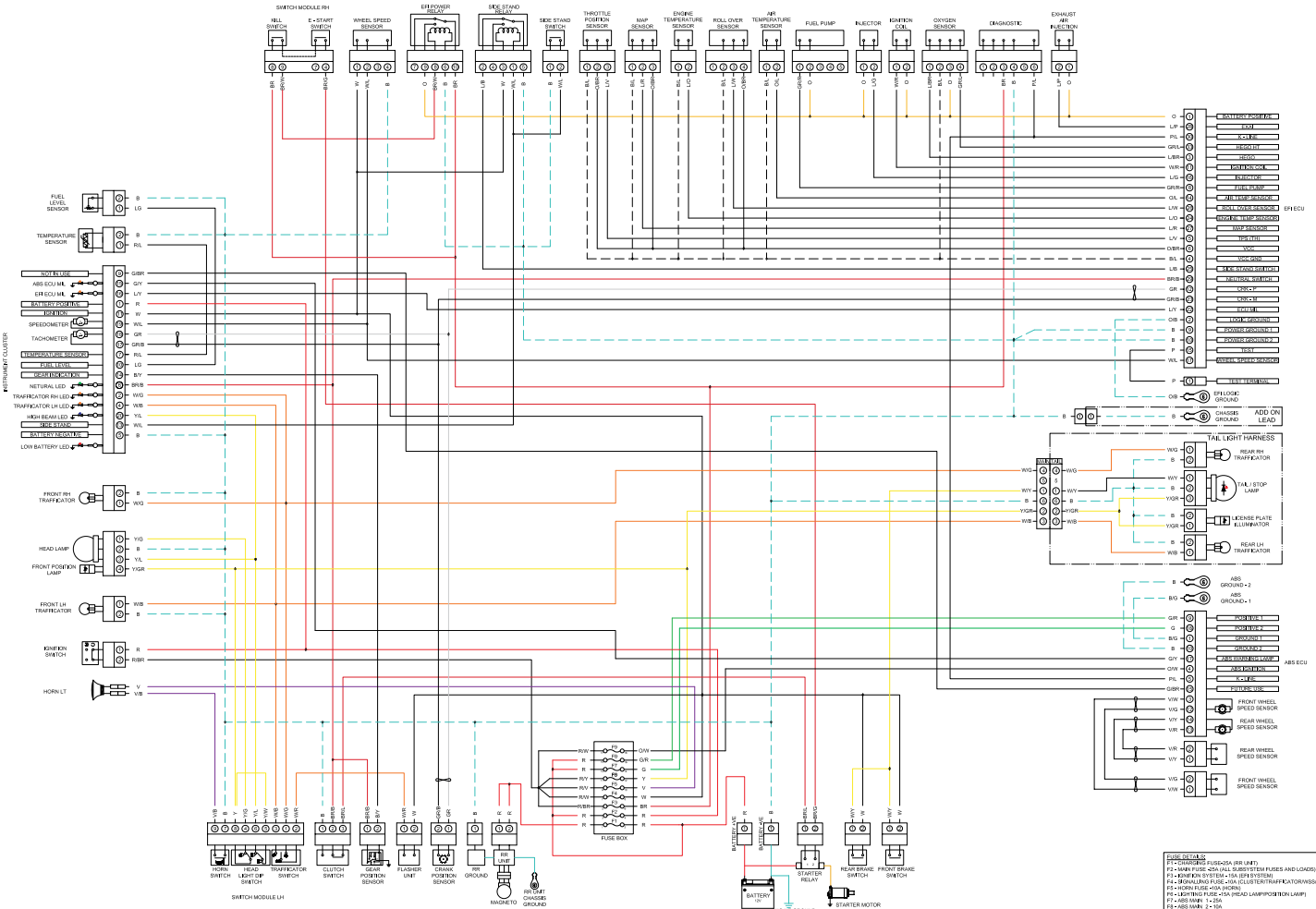
FUSE DETAILS:	
F1	- CHARGING FUSE-25A (RR UNIT)
F2	- MAIN FUSE -25A (ALL SUBSYSTEM FUSES AND LOADS)
F3	-
F4	- SIGNALING FUSE -10A (CLUSTER/TRAFFICATOR/WSS/STOP LAMP)
F5	- HORN FUSE -10A (HORN)
F6	-
F7	-
F8	-
F9	-

HIMALAYAN EURO IV WIRING HARNESS - LIGHTING SYSTEM



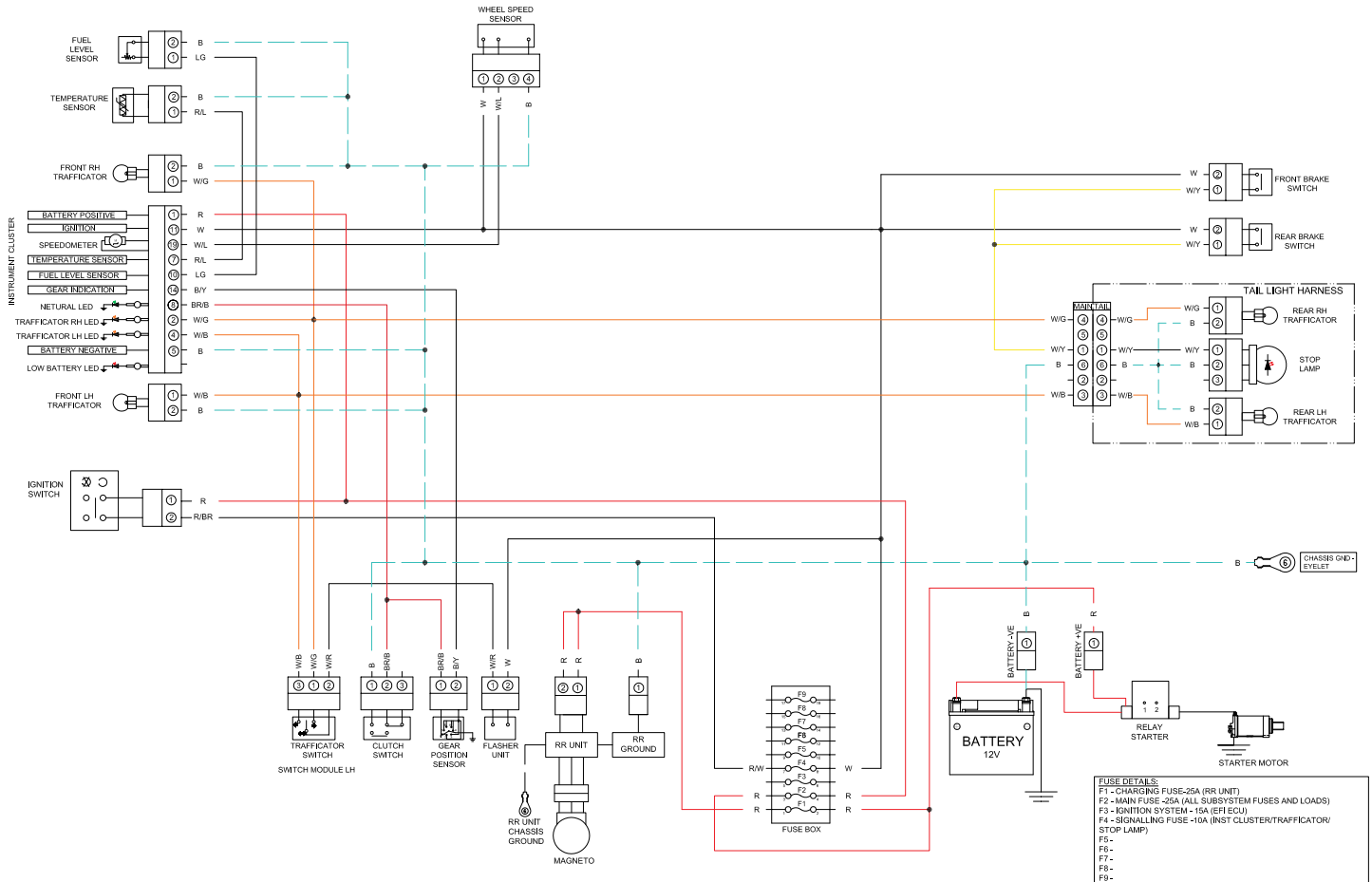
FUSE DETAILS:
 F1 = CHARGING FUSE-25A (RR UNIT)
 F2 = MAIN FUSE -25A (ALL SUBSYSTEM FUSES AND LOADS)
 F3 =
 F4 = SIGNALLING FUSE -10A (CLUSTER/TRAFFICATOR/WSS/STOP LAMP)
 F5 =
 F6 = LIGHTING FUSE -15A (HEAD LAMP/POSITION LAMP)
 F7 =
 F8 =
 F9 =

HIMALAYAN EURO IV WIRING HARNESS - SCHEMATICS EFI (D1)+ABS+AHO



FUSE DETAILS:
 F1 - COMMON FUSE (IGN, START)
 F2 - MAIN FUSE (IGN, START) FUSES AND LOADS
 F3 - ABS FUSE (ABS ECU) ABS SYSTEM FUSES
 F4 - MAINLAND FUSE (A/C CLUSTER) INDICATOR/STOP LAMP
 F5 - HEAD FUSE (HEAD LAMP)
 F6 - LIGHTING FUSE (TAIL LAMP)
 F7 - ABS MAIN + 10A
 F8 - ABS MAIN + 10A
 F9 - ABS ECU GND

HIMALAYAN EURO IV WIRING HARNESS - SIGNALLING SYSTEM



HIMALAYAN EURO IV WIRING HARNESS - STARTING, CHARGING & IGNITION (EFI) SYSTEM

